



PLASTIC PIPE FOR CONSTRUCTION
NEW MATERIALS FOR BUILDINGS
市政塑料管道 / 建筑装修新材料

www.jwell.cn

品质卓越 完美如一



JWELL
info@jwell.cn
sales@jwell.cn



版本号 Edition No. 2019.07



CONTENTS 目录




OUTDOOR APPLICATIONS 户外应用

- P02-03** PC Hollow Sheet Extrusion Line
PC 阳光板
- P04-05** PVC Multi Layer Heat Insulation Corrugated Board Extrusion Line
PVC 多层隔热瓦楞板生产线
- P06-07** PC Sheet Extrusion Line
PC 耐力板生产线
- P08-09** PE&PP Wood-Plastic Floor Extrusion Line
PE&PP 木塑地板挤出生产线
- P10-11** XPS Heat Insulation Foaming Board Extrusion Line (CO₂ Foaming Technology)
XPS 挤塑保温板生产线 (CO₂ 发泡技术)
- P12-13** TPO, PVC, EVA, PE Waterproof Sheet Extrusion Line
TPO PVC EVA PE 防水卷材生产线
- P14-15** High Speed Aluminum Plastic Composite Panel Extrusion Line
高速铝塑复合板生产线
- P16-17** PP Hollow Building Formwork Dual Out Extrusion Line
PP 中空建筑模板一模双出生产线
- P18-19** High-speed Single Screw Extruder PE/PP Double Wall Corrugated Pipe Production Line
高速单螺杆主机挤出 PE/PP 双壁波纹管生产线
- P20-21** Large Diameter HDPE Solid Wall Pipe Extrusion Production Line
大口径 HDPE 实壁管挤出生产线
- P22-23** Three-layer PVC Solid Wall Pipe Co-extrusion Production line
三层 PVC 实壁管共挤生产线
- P24-25** UPVC/CPVC Pipe Extrusion Line
UPVC/CPVC 管材挤出生产线
- P26-27** PVC Dual Pipe Extrusion Line
PVC 双管挤出生产线
- P28-29** High Speed Extrusion Line for HDPE Water Pipe/Gas Pipe
高速 HDPE 管材生产线
- P30-31** Silicon Core Pipe Extrusion Line
硅芯集束管生产线
- P32-33** PE Insulation Pipe Extrusion Line
保温管生产线

INDOOR APPLICATIONS 室内装饰应用

- P34-35** SPC Environmental Floor Extrusion Line
SPC 环保地板生产线
- P36-37** LVT Composite Floor Production Line
LVT 复合地板生产线
- P38-39** PVC Homogeneous Heart Flooring Leather Production Line
PVC 同质透心地板革生产线
- P40-41** PVC Wood-Plastic Quick Assembling Board Extrusion Line
PVC 木塑快装墙板生产线
- P42-43** PVC WPC Door Board Extrusion Line
PVC 木塑宽幅板材生产线
- P44-45** PVC High Speed Profile Extrusion Line
PVC 异型材高速生产线
- P46-47** PVC、PP、PE、PC、ABS Small Profile Extrusion Line
PVC/PP/PE/PC/ABS 等异型材挤出生产线
- P48-49** PPR/PERT/PEX/Cool&Hot Water Pipe Extrusion Line
PPR、PERT、PEX 等冷热水管挤出生产线
- P50-51** New Corrugated Pipe Extrusion Line for Ventilation System
新风管生产线




AQUACULTURE POLYMER MATERIALS APPLICATIONS 养殖业高分子材料应用

- P52-53** PE Marine Pedal Profile Extrusion Line
海洋踏板设备
- P54-55** JWZ-BM30F/160F/230F Float Bowl Blow Molding Machine
JWZ-BM30F/160F/230F 网箱浮筒中空吹塑成型机
- P56-57** HDPE Marine Pipe Extrusion Line
HDPE 海洋管材生产线





OUTDOOR APPLICATIONS 户外应用



PC Hollow Sheet Extrusion Line

PC 阳光板

Application and Feature

应用与特点


- Construction of sunroof in buildings ,halls, shopping center, stadium, public places of entertainment and public facility.
- 办公楼、大厅、商场、体育场馆、公用设施的采光顶
- Rain shield of bus stations ,garages, pergolas, corridors.
- 车站、停车场、凉亭、休息厅走廊的雨棚
- Highway and urban elevated road noise barriers
- 高速公路及城市高架路隔音屏障

Main technical parameter 主要技术参数



Model 主机型号	Products width(mm) 制品宽度	Products thickness(mm) 制品厚度	Capacity(kg/h) 产量
JWS100+JWS45	1220	4-40	350
JWS120+JWS45	2100	4-40	450

Note:The specifications are subject to change without prior notice. 备注：以上规格参数如有变更，恕不另行通知。





OUTDOOR APPLICATIONS 户外应用



PVC Multi Layer Heat Insulation Corrugated Board Extrusion Line

PVC 多层隔热瓦楞板生产线

Application and Feature

应用与特点

The fire protection performance is remarkable and difficult to burn. Anti-corosion, Acid proof, alkali, radiating quickly, high lighting, long life service.

防火性能卓越，属难燃材料，无自燃性，抗化学腐蚀、耐酸、碱，散热快，采光性能极佳，寿命长；

Adopting special technology, bearing the outdoor atmospheric insolation, good the heat insulation performance. It can provide a more comfortable environment comparing the metal to a tile in the hot summer.

采用特殊技术配方，耐室外大气暴晒，隔热性能好，炎热夏季中能提供较金属用瓦更舒适的环境；

It applies in the workshop, the warehouse, the vehicle shed, the agricultural market fair, the brattice, the wall body, the temporary store, the heat insulation awning and so on.


适用范围广，厂房、仓库、车棚、农贸市场、围板、墙身、临时商铺、隔热棚等非常适用。

Main technical parameter 主要技术参数

Extruder specification 挤出机规格	Main motor power(kw) 主电机驱动	Products width(mm) 制品宽度	Capacity(Max.)(kg/h) 最大挤出产量
SJZ65/132, 2xSJZ50/105	37+18.5x2	1140	200-300
SJZ80/156, JWS50/30	55+22	1050	300-400

Note:The specifications are subject to change without prior notice. 备注：以上规格参数如有变更，恕不另行通知。





OUTDOOR APPLICATIONS 户外应用



PC Sheet Extrusion Line

PC 耐力板生产线

Application and Feature

应用与特点

Garden, the recreation place, decoration and the corridor pavilion; Internal and external ornaments in the commercial building, curtain wall of the modern urban building; transparent container of aviation, the windscreen before the motorcycle, the plane, the train, the steamer, the submarine, army and police' s shield, the telephone booth, advertising signpost, the advertisement of the lamp houses, the expressway and overhead way of the city partition protective screen.

适用范围：园林、游艺场所奇异装饰及休息场所的廊亭；商业建筑的内外装饰品，现代城市楼房的幕墙；航空透明集装箱、摩托车前风挡、飞机、火车、轮船、汽车、汽船、潜艇及玻璃军警盾牌；电话亭、广告路牌、灯箱广告展示展览的布置；高速公路及城市高架路隔音屏障。

Main technical parameter 主要技术参数

Model 主机型号	Extruder model 挤出机规格	Products width(mm) 制品宽度	Products thickness(mm) 制品厚度	Suitable material 适用原料	Capacity(Max.)(kg/h) 最大挤出量
JW-130/38-2200	130/38 45/30	2100	2-10	PC	550
JW-120/38-1400	120/38	1300	1.5-10	PC	450

Note:The specifications are subject to change without prior notice. 备注：以上规格参数如有变更，恕不另行通知。



PC corrugated board has the merits of good weather resisting property, impact resistance, high light transmission. It is widely used in the roof for warehouses and easy constructions, such as stamming pools, skiing fields, station rest pavilions and so on.

PC 波浪板以其优良的耐候性、抗冲击性、及高透光性等优良性能，广泛应用于仓库屋顶和简易建筑构造物的顶棚，如：运动馆、游泳池、滑雪场等内场通道、车站休息亭等等，具有广阔的市场前景。



OUTDOOR APPLICATIONS 户外应用



PE&PP Wood-Plastic Decking Extrusion Line

PE&PP 木塑地板挤出生产线

Application and Feature

应用与特点

PE&PP Wood-Plastic Floor is that the wood-plastic composite materials complete in different equipments of mixing, from devolatilizing, extruding products, mixing the raw material in a certain formula, forming wood-plastic particles in the middle, and then extruding and processing to be wood plastic decking.

And nowadays, the two-step way is used currently, extruding and processing to be wood plastic decking. mainly used in floor indoor or outdoor, parapets, tray, such as PE&PP plastic extrusion products.

PE&PP 木塑地板是指木塑复合材料的配混、脱挥、制品挤出成型分别在不同的设备中完成，即原材料按一定配方配混好之后，中间造成木塑颗粒，再挤出加工成木塑地板的这个过程。


目前两步法应用较为广泛，一般是用锥双挤出机或平双挤出机造粒，再用锥双或单螺杆挤出机挤出成型制品，主要使用在室内外地板、护栏、托盘等 PE&PP 类木塑产品的挤出成型。

Main technical parameter 主要技术参数

Model 主机型号	Screw specification(mm) 螺杆规格	Power of main motor(kw) 主电机功率	Output(kg/h) 生产能力
SJZ65	65/132	37	150-180
SJZ72	72/152	45	220-300

Note: The specifications are subject to change without prior notice. 备注：以上规格参数如有变更，恕不另行通知。





OUTDOOR APPLICATIONS 户外应用



XPS Heat Insulation Foaming Board Extrusion Line (CO2 Foaming Technology)

XPS 挤塑保温板生产线 (CO2 发泡技术)

Application and Feature

应用与特点

With perfect closed alveolate construction, XPS heat insulation plate is considered to be the best insulation material in the market. Granules from recycled EPS plate, as the main material, go through the die foaming extruder, calibrator, haul-off and cutting unit. With lower density, water absorption, thermal conductivity and vapour penetrability than those of other kinds of heat insulation plates, XPS heat insulation plate features with high strength, low weight, airtightness, corrosion resistance, aging resistance and low cost. Therefore this plate can be widely used in house insulation system, in cold storage, camps, barns and civil constructions, in ground constructions of airport raceway and square, in road and railway engineering constructions, in heat insulation system of apartments, office buildings and workshops.


具有完美的闭孔蜂窝状结构，是目前市场公认的保温材料。是以回收 EPS 聚苯板造粒料为主要原料经模头挤出发泡，定型，牵引，切割完成产品生产过程的，其密度、吸水率、导热系数及蒸汽渗透系数等方面均低于其它类型的板状保温材料，因此具有强度高、质轻、不透气、耐腐蚀、抗老化、价格低等特点，广泛应用于屋面保温隔热系统；冷库、营房、粮库及民用建筑的墙体内外的保温隔热；机场跑道、广场等地面施工方面；公路、铁路的土建工程；公寓、写字楼、厂房等建筑物的隔断系统中等等。

XPS heat insulation plate extrusion line has two types: single screw tandem extruders type and co-rotation parallel twin screw extruder with single screw extruder. The models are: 135/150 single screw tandem extruder type and 75/150 co-rotation parallel twin screw extruder with single screw extruder. Because of high mixing efficiency, co-rotation twin screw extruder can process material of different components.

XPS 设备有单螺杆串联挤出机和同向平行双螺杆串联单螺杆挤出机两种，规格有：Ø135/Ø150 单螺杆挤出机串联式和 Ø75/Ø150 同向平行双螺杆挤出机。同向双螺杆挤出机由于混料效率卓越，能加工由众多成分构成的配料。

Newly forming machine designed by Jwell, adapting CO₂ as forming agent, which is for taking place of freon and butane, features of green environment protection and low cost consumption.

金纬公司新研制的 CO₂ 发泡机组，利用 CO₂ 替代氟利昂、丁烷进行 XPS 挤塑板生产绿色环保、成本低廉。




Main technical parameter 主要技术参数

Model 主机型号	Extruder 挤出机	Products width(mm) 制品宽度	Products thickness(mm) 制品厚度	Motor power(kw) 电机功率	Capacity(day) 生产能力(约)
XPS135/150	Ø135/32 Ø150/34	600-1200	20-120	75/90 55/75	Ø200m ³ /天 (day)
XPS75/150	Ø75/40 Ø150/40	600-1200	20-120	90 55/75	Ø300m ³ /天 (day)

Note: The specifications are subject to change without prior notice. 备注：以上规格参数如有变更，恕不另行通知。



OUTDOOR APPLICATIONS 户外应用



TPO, PVC, EVA, PE Waterproof Sheet Extrusion Line

TPO PVC EVA PE 防水卷材生产线

Application and Feature

应用与特点

Jwell company adopts the solid roll for combining multilayers, this new technology make the TPO sheet having a good function against wind uncovering. TPO waterproof sheet is a new type of waterproof product, which is produced with thermoplastic polyolefin plus antioxygen and plastifier and so on, the middle layer is polyester fabric for reinforcement, the surface is laminated with textile fiber and aluminum foil. This kind of TPO waterproof sheet has the features of good weatherproof and suppleness. It is mainly used for house, tunnel, basement architecture and other waterproof fields.

金纬公司新技术采用实心辊复合工艺，使国内卷材的抗风揭性能达到进口产品标准。TPO 防水卷材，是由热塑性聚烯烃加入抗氧化剂、防老剂、软化剂等挤出成型的，中间有聚酯网布增强层，表面附以织物纤维、铝膜而制成的新型防水卷材。TPO 防水卷材具有优异的耐候性和柔韧度。主要各种屋面、地下室、隧道等建筑防水领域。

Mainly used for producing PVC, EVA, PE Waterproof Sheet, it is used for house waterproof industry, architecture, and basement, architecture waterproof project in reservoir, dam, road tunnel, rail way tunnel, bomb shelter, grain depot, refuse dump, waste water disposal, etc.

主要用于 PVC、EVA、PE 等防水卷材，产品工业与建筑业的各种屋面防水，地下室，水库，堤坝，公路隧道，铁路隧道，防空洞，粮库，垃圾厂，废水处理等建筑防水工程。

Main technical parameter 主要技术参数


Model	Products width	Extruder model	Products width(mm)	Products thickness(mm)	Capacity(Max.)(kg/h)
主机型号	产品结构	挤出机规格	制品宽度	制品厚度	最大挤出量
JWP130/26+JWP130/26-2400	PVC+ 增强层 (Net)+PVC	JWP130/26	2200	0.5-3	1500
JWP130/26+JWP130/26-2400	PVC+ 增强层 (Net)+TPO	JWE75/36, JWE65/36	3200	0.8-3	1200

Note: The specifications are subject to change without prior notice. 备注：以上规格参数如有变更，恕不另行通知。





OUTDOOR APPLICATIONS 户外应用



High Speed Aluminum Plastic Composite Panel Extrusion Line

高速铝塑复合板生产线

Application and Feature

应用与特点

Called ACP in short, composed by aluminum foil and polyethylene, adopting thermo coating technology to produce this new construction material. It is widely used for construction wall, outer door decoration as well as advertising and inner door decoration.


Combining traditional processing technology and practical experience, Suzhou JWELL machinery Co.,Ltd develops high speed flame retardant grade ACP board. the maximun output can be 2500kg/h, line speed is 10m/min, width is 900-2000mm, aluminum foil thickness is more than 0.18mm.

Also, we are supplying normal ACP line with output range 500-800kg/h, maxim line speed 5m/min, suitable product width 900-1560mm, aluminum foil thickness 0.06-0.5mm.

由经过表面处理并涂装（用氟碳涂层或聚酯涂层）的铝箔作为表层、聚乙烯材料作为芯层，并通过热复合工艺生产而成的新型装饰材料；主要应用于建筑幕墙、外墙装饰与广告、室内装饰等。

结合传统的生产工艺和实践经验，开发的高速铝塑板生产线，采用先进的挤出系统，可以生产高填充的阻燃级铝塑板，最高产量 2500kg/h，最高生产线速度 10m/min，可生产宽度 900-2000mm，铝箔厚度 0.18mm 以上的产品。

同时本司也提供传统的铝塑板生产线，最高产量 500-800kg/h，最高线速度 5m/min，可以生产宽度 900-1560mm，铝箔厚度 0.06-0.5mm 的制品。




Main technical parameter 主要技术参数

Model 主机型号	Capacity (kg/h) 产量	Products width(mm) 制品宽度	Products thickness(mm) 制品厚度
JWE135/48 (Twin screw extruder)	2000-2500	900-2000	2-6
JWS170/35 (Single screw extruder)	500-600	900-1220	1-6
JWS180/35 (Single screw extruder)	700-800	900-1560	1-6

Note: The specifications are subject to change without prior notice. 备注：以上规格参数如有变更，恕不另行通知。



OUTDOOR APPLICATIONS 户外应用



PP Hollow Building Formwork Dual Out Extrusion Line

PP 中空建筑模板一模双出生产线

Application and Feature

应用与特点

PP hollow building formwork double out extrusion lines Plate&Sheet Equipment Jwell Co.,Ltd produced PP one mold double out building template production line on the basis of the traditional 915mm single production line,that not only could meet the demand of large output and low energy.

PP 中空建筑模板一模双出生产线是金纬公司在传统 915mm 单出生产线的基础上,经过不断创新,不断验证后,推出的全新产品,在满足大产量,低能耗的同时,把产品质量的稳定性做到最佳。

Main technical parameter 主要技术参数

Model 主机型号	Extruder model 挤出机规格	Products width(mm) 制品宽度	Products thickness(mm) 制品厚度	Suitable material 适用原料	Capacity(Max.)(kg/h) 最大挤出量
JWS130(80)-1320	JWS130/35 JWS80/30	915-1220	15-17	PP 改性料	450-500
JWS150(80)-2000	JWS150/35 JWS80/30	915*2	15-17	PP 改性料	550-600
CJWH85(80/152)-2000	CJWH85 CJWH52 JWS80	915*2	15-17	PP 改性料	600-700

Note:The specifications are subject to change without prior notice. 备注：以上规格参数如有变更,恕不另行通知。

Characteristics

特点

- Three layer coextrusion production line
• 三层共挤生产线
- Three layer composite distributor
• 三层复合分配器
- Multi-layer lattice mold
• 多层格子模具
- Three grade type board
• 三级定型板
- Combined tractor
• 组合式牵引机
- Automatic fixed length cutting machine
• 自动定长切割机





OUTDOOR APPLICATIONS 户外应用



High-speed Single Screw Extruder PE/PP Double Wall Corrugated Pipe Production Line

高速单螺杆主机挤出 PE/PP 双壁波纹管生产线

Performance & Advantages

性能和优点

The corrugated pipe line is the 3rd generation of improved product of Suzhou Jwell. The output of the extruder and the production speed of the pipe are greatly increased by 20-40% compared with the previous product. Online bellling can be achieved to ensure the performance of the formed corrugated pipe products. Adopts Siemens HMI system.

- The newly designed closed molding machine adopts a special high-efficiency cooling system for forming aluminum modules, which greatly improves the cooling efficiency in the production of corrugated pipe products;
- High-speed, high-output single-screw extrusion machine supporting a professional design of the corrugated pipe extrusion mould to achieve large-scale stable extrusion;
- Good interchangeability of the module; the aluminum forming module uses LY12 high-quality alloy aviation aluminum material with copper content $\geq 5\%$, precision pressure casting process, high density material, no light pores, long-term use is not easily deformed. Can customize various module waveform schemes according to the user's requirements;
- Supporting automatic DWC cutter, computer control, accurate cutting position, stable running and easy to operate.




该波纹管生产线为金纬公司第三代改进产品，主机挤出产量和管材生产速度比之前产品大幅度提高 20-40%。可以实现在线扩口，能确保成型后的波纹管制品各项性能指标。设备整线采用西门子人机界面控制系统，挤出性能稳定，自动化程度高，操作简单。

- 新设计的封闭式成型机，采用专用的成型铝模块高效冷却系统，大幅度提高波纹管制品生产中的冷却效率；
- 高速、高产量单螺杆挤出主机，配套专业设计的波纹管挤出模头，实现大产量稳定挤出；
- 批量生产的成型机重要部件精度高，模块互换性好；成型铝模块选用含铜量 $\geq 5\%$ 的 LY12 优质合金航空铝材料，精密压力压铸工艺，铝模块密度高，光亮无气孔、高强度，长期使用不易变形。可以按照用户的要求定制各种模块波形方案；
- 配套的全自动波纹管切割机，电脑程序控制，切割位置精准，运行稳定 使用方便。

Main technical parameter 主要技术参数

Model 主机型号	Pipe diameter(mm) 管材直径	HDPE output(kg/h) 生产能力	Max. speed(m/min) 最大速度	Total power(kw) 总功率
JWSBL-300	110-300	500	5.0	440
JWSBL-600	200-600	800	5.0	500
JWSBL-800	200-800	1000	3.0	680
JWSBL-1000	200-1000	1200	2.5	710
JWSBL-1200	800-1200	1400	1.5	800

Note: The specifications are subject to change without prior notice. 备注：以上规格参数如有变更，恕不另行通知。



OUTDOOR APPLICATIONS 户外应用



Large Diameter HDPE Solid Wall Pipe Extrusion Line

大口径 HDPE 实壁管挤出生产线

Main technical parameter 主要技术参数

Model 主机型号	Pipe Spec(mm) 生产管材规格	Extruder 挤出机型号	Main motor power(kw) 主电机功率	Output(kg/h) 生产挤出量
JWEG-800	Ø400-Ø800	JWS-H 90/42	315	1000-1200
JWEG-1000	Ø500-Ø1000	JWS-H 120/38	355	1200-1400
JWEG-1200	Ø630-Ø1200	JWS-H 120/38	355	1200-1400
JWEG-1600	Ø1000-Ø1600	JWS-H 150/38	450	1800-2000
JWEG-2500	Ø1400-Ø2500	JWS-H 120/38+120/38	355+355	2200-2500

Note: The specifications are subject to change without prior notice. 备注：以上规格参数如有变更，恕不另行通知。

Performance & Advantages

性能和优点


Extruder is JWS-H series High efficiency, high output single screw extruder. The special screw barrel structure design ensures ideal melt uniformity at lower solution temperatures. Designed for large-diameter pipe extrusion, the spiral distribution structure mold is equipped with an in-mold suction pipe internal cooling system. Combined with a special low-sag material, it can produce ultra-thick-walled, large-diameter pipes. Hydraulic opening and closing two-stage vacuum tank, computerized centralized control and coordination of multiple crawler tractors, chipless cutter and all units, a high degree of automation. The optional wire rope tractor can make the initial operation of the large-caliber tube more convenient.

挤出主机为 JWS-H 系列高效率、大产量的单螺杆挤出机。特殊的螺杆料筒结构设计，在较低的溶体温度下能够保证理想的熔体均匀度。专为大口径管材挤出设计的螺旋分配结构模头，配有模内抽气的管道内冷系统，配合专用的低熔垂 PE100 原料，能生产超厚壁、超大口径实壁管。两段式液压开合移动真空定型箱和独立控制的多履带牵引机、无屑切割机，由电脑集中控制协调各个机组，自动化程度高，连续生产稳定。可选配钢丝绳牵引装置，使大口径管的每次初始开机启动操作更为方便。





OUTDOOR APPLICATIONS 户外应用



Three-layer PVC Solid Wall Pipe Co-extrusion Production line

三层 PVC 实壁管共挤生产线

Performance & Advantages

性能和优点

Use two or more SJZ series conical twin screw extruder to implement co-extruded three-layer PVC pipe. The sandwich layer of the pipe is high-calcium PVC or PVC foam raw material.

使用 2 台以上的 SJZ 系列锥双主机实施共挤生产三层 PVC 管。管材夹心层为高钙 PVC 或者 PVC 发泡原料。

- The extruder uses super wear-resistant alloy screw barrel; the twin-screw feeds evenly and the powder doesn't bridge;
- 主机均采用超耐磨合金螺杆机筒；双螺杆喂料机喂料均匀，粉料不架桥；挤出；
- Optimized design of PVC three-layer mold, the internal flow channel is chrome-plated and highly polished, wear and corrosion resistant; with special sizing sleeve, the pipe product has high speed and good surface; channels is reasonable to ensure that the tube layer thickness is uniform and the plasticization effect of each layer is better.
- 优化设计的 PVC 三层模具，流道经过镀铬高抛光处理，耐磨耐腐蚀；配合专用的定径套，生产速度快，管材质量好；
- Cutting machine adopts rotating clamping device to adapt to different pipe diameters, eliminating the trouble of frequent replacement of fixtures. Equipped with a new type of adjustable floating chamfering mechanism, the size of chamfer can be adjusted according to the pipe diameter and wall thickness, cutting and chamfering can be performed in one step. Closed suction device, better chip suction effect.
- 切割机采用旋转夹紧装置，适应不同管径，免去频繁更换夹具的麻烦。配备新式可调浮动倒角机构，可根据管径大小及壁厚调节倒角大小，切断、倒角一步成型。密闭式吸尘装置，吸屑效果更好。

Main technical parameter 主要技术参数

Model 主机型号	Pipe Spec(mm) 生产管材规格	Extruder 挤出机型号	Main motor power(kw) 主电机功率	Output(kg/h) 生产挤出量
JWG-PVC250 Three-layer	Ø75-Ø250	SJZ65/132+55/110	37+22	300-400
JWG-PVC450 Three-layer	Ø200-Ø450	SJZ80/156+65/132	55+37	400-600
JWG-PVC630 Three-layer	Ø315-Ø630	SJZ92/188+65/132	110+37	740-900

Note: The specifications are subject to change without prior notice. 备注：以上规格参数如有变更，恕不另行通知。





OUTDOOR APPLICATIONS 户外应用



UPVC/CPVC Pipe Extrusion Line

UPVC/CPVC 管材挤出生产线

Performance & Advantages

性能和优点

A variety of specifications and models of PVC twin-screw extruder can produce pipes of different diameters and different wall thicknesses.

针对管材制品不同直径、不同壁厚产量的需求，有多种规格型号的 PVC 专用双螺杆挤出主机可供选择。特殊设计的螺杆结构，塑化均匀，产量高。

Specially designed screw structure with uniform plasticization and high output. Extrusion molds made of high quality alloy steel, internal flow channel chrome plating, polishing treatment, wear and corrosion resistance; with a dedicated high-speed sizing sleeve, pipe surface quality is good;

PVC 挤出模头采用优质合金钢制造，内部流道经过镀铬高抛光处理，耐磨耐腐蚀；配合专用的定径套，制品生产速度快，管材表面质量好；

The special cutter for PVC pipe adopts a rotating clamping device, which does not require replacing the fixture with different pipe diameters. With chamfering device, cutting, chamfering, one-step molding. Support optional online belling machine.

PVC 管材专用的切割机采用旋转夹紧装置，适应不同管径，免去频繁更换夹具的麻烦。配备新式可调浮动倒角机构，可根据管径大小及壁厚调节倒角大小，切断、倒角一步成型。配套可在线扩口机。



Main technical parameter 主要技术参数

Model 主机型号	Pipe Spec(mm) 生产管材规格	Extruder 挤出机型号	Main motor power(kw) 主电机功率	Output(kg/h) 生产挤出量
JWG-PVC63	Ø16-Ø63	SJZ65/132	37	250-300
JWG-PVC110	Ø20-Ø110	SJZ65/132	37	250-300
JWG-PVC160	Ø50-Ø160	SJZ65/132	37	250-300
JWG-PVC250	Ø75-Ø250	SJZ80/156	55	300-450
JWG-PVC400	Ø200-Ø400	SJZ80/173	75	450-600
JWG-PVC500	Ø250-Ø500	SJZ80/173	75	450-600
JWG-PVC630	Ø315-Ø630	SJZ92/188	110	650-750
JWG-PVC800	Ø400-Ø800	SJZ95/192 or SJP135/31	132	850-1000
JWG-PVC1000	Ø630-Ø1000	SJZ110/220 or SJP135/31	160	1100-1200
JWG-PVC1200	Ø800-Ø1200	SJZ110/220 or SJP135/31	160	1100-1200

Note: The specifications are subject to change without prior notice. 备注：以上规格参数如有变更，恕不另行通知。

OUTDOOR APPLICATIONS 户外应用



PVC Dual Pipe Extrusion Line

PVC 双管挤出生产线

Performance & Advantages

性能和优点

Corresponding to the different requirements of pipe diameter and output, there are two types of SJZ80 and SJZ65 special twin-screw extruders optional; the dual pipe die evenly distributes the material output, and the pipe extrusion speed is quickly plasticized;

对应管径和产量的不同要求，有 SJZ80 和 SJZ65 两种型号的专用双螺杆挤出机可供选择；双管模具均匀分配出料量，管材挤出速度快塑化好；

High-efficiency double-vacuum cooling box can be controlled separately, and the adjustment operation is convenient in the production process;

高效率的双真空冷却箱 可以单独控制，生产过程中调节操作方便；

Dustless cutting machine, double station independent control, fast speed, accurate cutting length. Pneumatically rotating clamps eliminates the need to change clamps. With chamfering device optional.

无尘切割机，双工位独立控制，速度快，切割长度准确。气动旋转夹紧，免更换夹块。可选带倒角装置。

Main technical parameter 主要技术参数

Model 主机型号	Pipe Spec(mm) 生产管材规格	Extruder 挤出机型号	Main motor power(kw) 主电机功率	Output(kg/h) 生产挤出量
JWG-PVC63(双管 Two stand)	Ø16-Ø63	SJZ65/132	37	250-300
JWG-PVC110(双管 Two stand)	Ø50-Ø110	SJZ80/156	55	350-450
JWG-PVC200(双管 Two stand)	Ø50-Ø200	SJZ80/173	75	450-600

Note:The specifications are subject to change without prior notice. 备注：以上规格参数如有变更，恕不另行通知。





OUTDOOR APPLICATIONS 户外应用



Online automatic measuring system for products
制品在线自动测径系统



High Speed Extrusion Line for HDPE Water Pipe/Gas Pipe

高速 HDPE 管材挤出生产线

Performance & Advantages

性能和优点

This production line adopts the most advanced technology of Europe, It is a new research achievement of energy-saving production line, which is suitable for high speed extrusion of HDPE, PP and other polyolefin pipe. Compared with common production line, the energy-saving effect reaches 35%, and the product efficiency increases more than 1 times, thus it is not only saving the cost of site and manpower, but also improving efficiency. This production line has nice appearance, higher automatic degree, production reliable and stable.

该生产线是我公司采用欧洲先进技术，新研制开发的节能高速生产线，适用于 HDPE、PP 等聚烯烃类管材的高速挤出。与普通生产线相比，其节能效果达到 35% 左右，其生产效率增加了 1 倍多，不但可以节省了场地及人力成本，还提高了效率。该生产线外形美观，自动化程度高，生产稳定可靠。

Main technical parameter 主要技术参数


Model 主机型号	Diameter(mm) 管材规格	Extruder 配套节能挤出机	Capacity(kg/h) 实际最大挤出量	Power(kw) 总装机功率
JWGXPE-75	Ø20-Ø75	JWS60x40	360	150
JWGXPE-250	Ø50-Ø250	JWS75x38	600	230
JWGXPE-450	Ø160-Ø450	JWS90x38	900	450
JWGXPE-630	Ø315-Ø630	JWS120x38	1300	630
JWGXPE-800	Ø450-Ø800	JWS120x38	1200	680
JWGXPE-1000	Ø500-Ø1000	JWS120x38	1400	815
JWGXPE-1200	Ø710-Ø1200	JWS120x38	1400	930
JWGXPE-1600	Ø900-Ø1600	JWS150x38	1900	1200

Note: The specifications are subject to change without prior notice. 备注：以上规格参数如有变更，恕不另行通知。





OUTDOOR APPLICATIONS 户外应用



Silicon Core Pipe Extrusion Line

硅芯集束管生产线

Performance & Advantages

性能和优点

The raw material of the silicon core tube substrate is high-density polyethylene, the inner layer used a lowest friction coefficient silica gel solid lubricant. It is corrosion resistance, smooth inner wall, convenient gas blowing cable transmission, and low construction cost. According to the needs, different sizes and colors of small tubes are concentrated by external casing. The products are applied to optical cable communication network system for freeway, railway and so on.

硅芯管基材原材料为高密度聚乙烯，管内壁为摩擦系数最低的硅胶质固体润滑层。耐腐蚀，内壁光滑，吹气穿线缆方便，工程造价低。根据使用需求将不同数量和颜色的小管由外部护套管集中在一起。制品应用于高速公路，铁路等的光电缆通信网络系统。

The production line can realize multiple base pipes at the same time, high speed unwinding, and quickly and evenly cover the outer casing. Synchronous traction, cut-off and finished product coiling are controlled by computer, with high production speed and efficiency.

该生产线可实现多条基管同时高速放卷，快速均匀包覆挤出外层护套管。同步的牵引、切断和成品收卷均采用电脑集中控制，生产速度快，效率高。





OUTDOOR APPLICATIONS 户外应用



PE Heat Insulation Pipe Extrusion Line

保温管生产线

Application and Feature

应用与特点

PE insulation pipe is also called PE outer protection pipe, jacket pipe, sleeve pipe. The direct buried polyurethane insulation pipe is made of HDPE insulation pipe as the outer protective layer, the middle filled polyurethane rigid foam is used as the insulation material layer, and the inner layer is steel pipe. Polyurethane direct buried insulation pipe has good mechanical properties and thermal insulation performance. Under normal circumstances, it can withstand high temperature of 120-180 ° C, and is suitable for various cold and hot water high and low temperature pipeline insulation projects. The insulation pipe production line is designed with a special PE insulation pipe mold, the extrusion pressure is stable, and the thickness of the thin-walled pipe is uniform. The extrusion speed is fast, the output of the blown type is greatly improved, the surface is brighter, and the operation automation is high.

PE 保温管也叫 PE 外护管, 夹克管, 套袖管。直埋聚氨酯保温管是由 HDPE 保温管作为外保护层, 中间填充聚氨酯硬质泡沫塑料作为保温材料层, 内层为钢管。聚氨酯直埋保温管具有良好的机械性能和绝热性能, 通常情况下可耐高温 120—180°C, 适用于各种冷、热水高低温管道的保温工程。保温管生产线设计有特殊的 PE 保温管模具, 挤出压力稳定, 薄壁管厚度均匀。挤出速度快, 相比传统吹气式产量大幅度提高, 表面更加光亮, 操作自动化程度高。

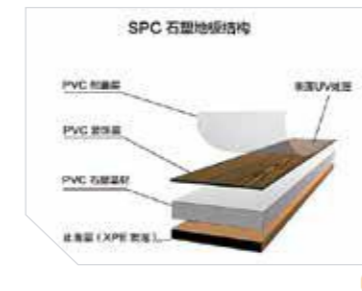
Main technical parameter 主要技术参数

Model 主机型号	Pipe Spec(mm) 生产范围	Extruder 主机	LxWxH(m) 设备外形	Total power(kw) 总功率
JWGB630	Ø200-Ø630	JWS-75/38 JWS-90/33	30x3x4	290
JWGB1000	Ø315-Ø960	JWS-90/38 JWS-90/33	34x3x4	342
JWGB1400	Ø760-Ø1380	JWS-120/38 JWS-120/38	40x3.5x4.3	472
JWGB1700	Ø1054-Ø1680	WS-120/38 JWS-150/33	40x3.5x4.3	512
JWGB2000	Ø1054-Ø1960	JWS-120/38 JWS-150/33	49x4.5x5	670

Note: The specifications are subject to change without prior notice. 备注: 以上规格参数如有变更, 恕不另行通知。



INDOOR APPLICATIONS 室内装饰应用



JWELL

SPC Environmental Floor Extrusion Line

SPC 环保地板生产线

Application and Feature

应用与特点

SPC floor extrude by PVC' S base material get through four roll calender machines, and PVC color film + PVC wearing layer + PVC basis of membrane, next press and paste these films to be products, simple process, complete the paste that depend on heat, there is no glue.

SPC 环保地板生产线是由挤出机挤出 PVC 的基材，用四辊压延机组，分别把 PVC 彩膜 + PVC 耐磨层 + PVC 底膜，一次性压贴复合而成的产品，工艺简单、贴合靠热量完成，不含胶水。

Main technical parameter 主要技术参数

Model 主机型号	Products width(mm) 制品宽度	Products thickness(mm) 制品厚度	Main motor power(kw) 主电机功率	Capacity(kg/h) 最大挤出量
80/156	1050	3-8	75	400-500
92/188	1220	3-8	110	800-1000
110/220	1220	3-8	160	1200-1400

Note: The specifications are subject to change without prior notice. 备注：以上规格参数如有变更，恕不另行通知。



SPC environmental floor extrusion line advantage

SPC 环保地板生产线优势

- Waterproof and moistureproof, it can fundamentally solve the wooden product problems like easily be rotted and dilated deformation after absorbing water or affected with wet environment . Therefore, our company' s WPC floor can be used in this kind of environment which the traditional wood product cannot.
- 防水、防潮。根本解决了木质产品对潮湿和多水环境中吸水受潮后容易腐烂、膨胀变形的问题，可以使用到传统木制品不能应用的环境中。
- Colorful , many colors are optional. There are natural wooden feeling and wooden texture, and also you can choose the color you need according to your personality.
- 多姿多彩，可供选择的颜色众多。既具有天然木质感和木质纹理，又可以根据自己的个性来定制需要的颜色。
- Environmental protection, non- pollution, pollution-free, recycle . The products do not contain benzene and formaldehyde, it' s a environmental products, recyclability reduce useage of wood, and that is suitable for the sustainable development of national policy and it also benefits society.
- 高环保性、无污染、无公害、可循环利用。产品不含苯及甲醛，为环保产品，可循环利用大大节约了木材使用量，适合可持续发展的国策，造福社会。
- Good fireproofing. it can stop fire effectively, fire rating reach level B1, when the fire touch products, the fire will put out immediately, and do not produce any toxic gas.
- 高防火性。能有效阻燃，防火等级达到 B1 级，遇火自熄，不产生任何有毒气体。
- Easy for installation, convenient for wok, simple construction ways, save installed time and fees. • 安装简单 施工便捷，不需要繁杂的施工工艺，节省安装时间和费用。
- Not cracking, not expand, not out of shape, do not repair and maintain, easy to clean, save after-repair and after-maintain fees.
- 不龟裂，不膨胀，不变形，无需维修与养护，便于清洁，节省后期维修和保养费用。

INDOOR APPLICATIONS 室内装饰应用



JWELL

LVT Composite Floor Production Line

LVT 复合地板生产线

Application and Feature

应用与特点

The LVT composite floor production line extrudes the floor basic layer, coating with the printing layer, the wear-resistant layer and the anti-skid layer simultaneously by a set of 6-roller compound machine. Through precise control of the unwinding tension and the preheating of the wear-resistant layer, the effect of wrinkle-free, non-shrinkage and non-deformation can be achieved when unwinding. The compound extrusion line efficiency is high and the product quality is stable.


LVT 软质复合地板生产线由挤出机挤出地板基材，再经过一套六辊复合机对基材与印刷层，耐磨层，防滑层进行同时复合，通过对放卷张力，耐磨层预热的精确控制，达到放卷时不起皱，不收缩，不变形等效果，挤出复合生产效率高，产品质量稳定。

Main technical parameter 主要技术参数

Model	Products width	Products thickness	Extruder specification	Material	Size of rolls	No. rollers	Main motor power	Capacity(Max.)
主机型号	制品宽度	制品厚度	挤出机规格	适用原料	辊筒规格	Rollers 数量	主电机功率	最大挤出量
SJZ80/156	1200mm	1.5-4mm	SJZ80/156	PVC	Ø400	6pcs	75kw	500 kg/h

Note: The specifications are subject to change without prior notice. 备注：以上规格参数如有变更，恕不另行通知。





INDOOR APPLICATIONS 室内装饰应用



JWELL

PVC Homogeneous Heart Flooring Leather Production Line

PVC 同质透心地板革生产线

Application and Feature

应用与特点

It is made of different colors of PVC crushed material, adopting even proportion and thermo-pressing. Because of its environmental protection, ornamental value as well as each maintenance, it is widely used for housing, hospital, school, factory, hotel, and restaurant decoration.

由各种色彩的 PVC 破碎颗粒料经合理配比，加热压合而成。由于其环保性及观赏性，易维护的特点，主要应用于住宅、医院、学校、工厂、旅馆、餐饮等场所的地面铺设材料。

This line features of easy operation and high technical, which is for producing different colors pattern . Product thickness is 2-3mm; width is 2000mm.

本司研究开发的 PVC 同质透心地板革生产线，采用先进、实用的工艺方式，操作合理、方便，可以生产厚度 2-3mm，宽度 2000mm 的各种花色的同质透心碎花点地板革。

Main technical parameter 主要技术参数


Model 主机型号	Products width 制品宽度	Products thickness 制品厚度	Capacity 设计产能
JWTZ-2000	2000mm	2-3mm	2000m ² /d

Note: The specifications are subject to change without prior notice. 备注：以上规格参数如有变更，恕不另行通知。





INDOOR APPLICATIONS 室内装饰应用



JWELL

PVC Wood-Plastic Quick Assembling Board Extrusion Line

PVC 木塑快装墙板生产线

Application and Feature

应用与特点

The machine is used for producing WPC decoration product, which is widely used in house and public decoration field, features non-polution,high lifetime, heat insulation, anti-fire, easy clean and maintanance, easy change and recycleable. It can be of high quality decoration material, ceiling, door frame, window frame, sound proof and heat insulation.

该生产线主要用于生产木塑装饰材料,制品广泛用于家装和工装市场,具有无污染、高寿命、抗冲击、保温隔热、防水防潮、防火阻燃、易安装易擦洗、高效省时、时尚美观、可回收利用等特点,可用于高档墙饰面、吊顶、门套、窗套、吸音、保温要求的场所。

Main technical parameter 主要技术参数

Model 设备型号	Products width 制品宽度	Products thickness 制品厚度	Motor power 主机功率	Compressor air 压缩空气用量	Cooling water 冷却用水量	Capacity 最大挤出量
SJZ51/105-YF180	180mm	3-8mm	22kw	0.6m ³ /min	6m ³ /h	80-100kg/h
SJZ65132-YF300/400	300/400mm	3-8mm	37kw	0.6m ³ /min	7m ³ /h	150-200kg/h
SJZ80/156-YF600	600mm	3-8mm	55kw	0.6m ³ /min	8m ³ /h	300-400kg/h

Note:The specifications are subject to change without prior notice. 备注:以上规格参数如有变更,恕不另行通知。





INDOOR APPLICATIONS 室内装饰应用



JWELL

PVC WPC Door Board Extrusion Line

PVC 木塑宽幅板材生产线

Performance & Advantages

性能和优点

The extruder of this extrusion line is the special designed SJZ92 conical twin-screw extruder, which adopts the imported temperature controlling gauges with features of high precision temperature controlling and easy and reliable operation. The vacuum calibration table is equipped with the strong cooling device which ensures the cooling effect. The haul off unit is equipped with the precise reduction motor and inverter, having the advantages of reasonable structure, powerful and stable haul off force. The cutter has the reliable and accurate

cutting effect. The stacker has the movable stacking trolley and special made rubber protection layer to prevent the product from being scratched. The downstream equipment of this extrusion line uses the programmable computer or domestic famous controlling system, to confirm the machine is reliable and stable.


该机组采用专门设计的 SJZ92 锥形双螺杆挤出机，采用变频启动，进口品牌温控仪表，具有调速范围广，温控精度高，操作方便可靠等优点。辅机由真空定型台、牵引机、切割机及堆料架组成。配备大型强制冷却装置确保板材定型效果。履带式牵引机采用精密减速电机及变频器，具有结构合理、牵引力大，牵引稳定等优点。切割机具有工作可靠准确，切割精度高等优点，堆料平台采用铝制辊轮结构，具有不伤料，使用简便等优点。辅机机组采用可编程电脑控制或国产名牌控制系统，整机控制可靠稳定。

Main technical parameter 主要技术参数

Model 设备型号	Products width(mm) 制品宽度	Products thickness(mm) 制品厚度	Main motor power(kw) 主机功率	Cooling water(m ³ /h) 冷却用水量	Capacity(kg/h) 最大挤出量
SJZ80/156-YF800	800	3-8	55	12	320
SJZ92/188-YF1000	1000	3-8	110	12	450
SJZ92/188-YF1250	1250	3-8	110	15	500

Note: The specifications are subject to change without prior notice. 备注：以上规格参数如有变更，恕不另行通知。





INDOOR APPLICATIONS 室内装饰应用



JWELL

PVC High Speed Profile Extrusion Line

PVC 异型材高速生产线

Application

应用

YF series profile extrusion downstreams equipped with conical or parallel twin screw extruder are used for PVC window profiles, steel-plastic composite profiles decorative profiles production, etc. YF 异型材生产线配用锥双挤出机和平双螺杆挤出机, 可加工 PVC 塑料门窗异型材、钢塑复合异型材、装饰型材等。

Performance & Advantages

性能和优点

This line features stable plasticity, high output, low sheering force, long life service and other advantages. The production line consists of control system, conical twin screw extruder, calibration unit, haul-off unit, cutter, film covering machine and stacker. The extruder is equipped with advanced AC inverter, imported temperature controller (RKC, Japan). The calibration unit's vacuum pump and haul off unit's motors are famous brand products. After simple changing of the die and screw, it also can produce the foam profiles.

参照国外最新技术, 对机组进行优化设计, 具有塑化均匀, 剪切速率小, 产量高, 使用寿命长等优点。该机组有双螺杆挤出机、真空定型台、牵引机、切割机、贴膜机、翻料架等组成。主机采用进口交流变频或直流调速启动, 温控仪表采用进口品牌。辅机真空泵和牵引电机均采用优质产品, 维护简便, 更换螺杆机筒及模具后, 可以直接挤出仿真木发泡异型材, 效果比单螺杆更佳。




Main technical parameter 主要技术参数


Model 设备型号	Products width 制品宽度	Motor power 主机功率	Compressor air 压缩空气用量	Cooling water 冷却用水量	Capacity 最大挤出量
SJP75/28-YF240	240mm	45kw	0.6m ³ /min	7m ³ /h	150-250kg/h
SJP93/30-YF240	240mm	55kw	0.6m ³ /min	8m ³ /h	250-400kg/h
SJP110/28-YF240A	150*2mm	90kw	0.8m ³ /min	10m ³ /h	400-500kg/h

Model 设备型号	Products width 制品宽度	Motor power 主机功率	Compressor air 压缩空气用量	Cooling water 冷却用水量	Capacity 最大挤出量
SJZ55/110-YF108	108mm	22kw	0.6m ³ /min	7m ³ /h	110kg/h
SJZ65/132-YF240	240mm	37kw	0.6m ³ /min	8m ³ /h	180kg/h
SJZ65/132-YF240A	150*2mm	37kw	0.8m ³ /min	8m ³ /h	180kg/h
SJZ65/132-YF300	300mm	37kw	0.6m ³ /min	8m ³ /h	180kg/h
SJZ80/156-YF400	400mm	55kw	0.6m ³ /min	10m ³ /h	320kg/h

Note: The specifications are subject to change without prior notice. 备注: 以上规格参数如有变更, 恕不另行通知。



INDOOR APPLICATIONS 室内装饰应用



JWELL

PVC、PP、PE、PC、ABS Small Profile Extrusion Line

PVC/PP/PE/PC/ABS 等异型材挤出生产线

Application and Feature

应用与特点

By adopting the foreign and domestic advanced technology, we successfully developed the small profile extrusion line. This line consists of Single Screw Extruder, Vacuum Calibration Table, Haul-off Unit, Cutter and Stacker, the producing line features of good plasticization, high output capacity, low power consumption and etc. The main extruder speed controlled by imported AC inverter, and temperature control by Japanese RKC temperature meter, vacuum pump and traction gear reducer of the down stream equipment are all good quality products, and also easy maintenance.

本公司吸取了国内外先进技术，成功开发出适合用户需求的小型材生产线。该机组有单螺杆挤出机或双螺杆挤出机、真空定型台、牵引机、切割机、翻料架等几部分组成，生产线具有塑化好，产量高，能耗低等显著特点。主机采用进口交流变频器调速，温控仪表采用日本 RKC 产品。辅机真空泵和牵引电机均采用优质产品，维护简便。

Main technical parameter 主要技术参数


Model 设备型号	Products width(mm) 制品宽度	power(kw) 驱动功率	Compressor air(m ³ /min) 压缩空气用量	Cooling water(m ³ /h) 冷却用水量
YF50-JWS45	50	15/11	0.5	4
YF108-JWS50	108	22/18.5	0.6	4
YF180-JWS65	180	30/22	0.6	5
YF240-JWS90	240	55/45	0.6	7
YF300-JWS120	300	90/75	0.6	7

Note: The specifications are subject to change without prior notice. 备注：以上规格参数如有变更，恕不另行通知。





INDOOR APPLICATIONS 室内装饰应用



JWELL

PPR/PERT/PEX Cool&Hot Water Pipe Extrusion Line

PPR、PERT、PEX 等冷热水管挤出生产线

Performance & Advantages

性能和优点

High efficiency PP-R, HDPE single pipe and dual-stand pipe production line are aim at the characteristic of the PP-R and HDPE pipes. This line adopts our own JWS series high efficiency single screw extruder.

JWELL 公司设计的高效 PP-R、HDPE 单管及一模双出管材生产线，专门针对 PP-R、HDPE 材料特性，采用我司自主研发的 JWS 系列高效单螺杆挤出机，配有西门子 PLC 工控系统，可实现从挤出机到辅机整个生产线的自动控制，产量高、挤出稳定。




Main technical parameter 主要技术参数

Model 主机型号	Pipe Spec(mm) 生产管材规格	Extruder 挤出机	Max. output(kg/h) 最大挤出量	Total power(kw) 总装机功率
JWS-PPR-63(单 single)	Ø20-Ø63	JWS60×40	100-120	110
JWS-PPR-63(双 double)	Ø20-Ø63	JWS60×40	200-260	150
JWS-PERT-32(低速 low speed)	Ø16-Ø32	JWS60×40	100-120	110
JWS-PERT-32(高速 speed)	Ø16-Ø32	JWS60×40	180-220	140
JWS-PERT-32(双 double)	Ø16-Ø32	JWS60×40	250-300	140
JWS-PE/PERT-63(双 double)	Ø20-Ø63	JWS60×40	250-300	140

Note: The specifications are subject to change without prior notice. 备注：以上规格参数如有变更，恕不另行通知。



INDOOR APPLICATIONS 室内装饰应用



JWELL

New Corrugated Pipe Extrusion Line for Ventilation System

新风管生产线

Application

应用领域

Corrugated pipe for air ventilation system is produced by two different pe material. Double wall corrugated pipe, and designed by hollow structure. It is easy to install in the ceiling and roofing. Also, this corrugated pipe has good performance to bear the cement. The pipe adopt special inner layer, smoothly, easy to clear, less resistance, sound-proof, insulation.

新风波纹圆管内外层由不同性能的 PE 材料复合而成，双壁中空波纹结构设计，不仅可安装在天花板、吊顶结构中，同时波纹管的超强耐压性能也是混凝土安装的理想选择。新风波纹圆管独特的双壁中空波纹结构，具有防静电和抗菌的内涂层，内壁光滑、易清洁、摩阻小、隔音、保温。

Performance & Advantages

性能和优点

High precision for front-back adjustment, according to air ventilation pipe, specially design for the mould. New vertical type water cooling corrugator, precisely location of mould block, easy to change the mould.

金纬公司自主研发新型新风管生产线，前后对中精度高，针对新风管材料特性，专门开发了特有的模具结构，独特的水套更加适应新风波纹管系列。成型机采用新式立式水冷机，模块定位精准，更换方便。

Main technical parameter 主要技术参数


Model 主机型号	OD.Range(mm) 生产管材外径	L×W×H(m) 设备长度	Total power(kw) 总功率
JWXFG110	63,75,90,110	25m×3.3m×3.2m	194

Note:The specifications are subject to change without prior notice. 备注：以上规格参数如有变更，恕不另行通知。





AQUACULTURE POLYMER MATERIALS APPLICATION 养殖业高分子材料应用



JWELL

PE Marine Pedal Profile Extrusion Line

海洋踏板设备

Application and Feature

应用与特点

Jwell Machinery helps to build a green marine ranch! Traditional offshore culture in net cage mainly uses wooden net cage, wooden fishing raft and plastic foam. It will cause serious pollution to the sea area before and after the production and cultivation, and it's also weak in resisting wind waves and resisting risks. At present, the whole set of project solutions provided by Jwell Machinery include Plastic Fishing Raft pedal extrusion extrusion line + marine floating bucket blow moulding machine + marine pipe extrusion line, which is the trend of marine aquaculture in the future. This product has a series of advantages, such as green environment protection, recyclability, typhoon resistance, anti-aging, anti-ultraviolet ray and so on. It ensures the marine ecological environment from being destroyed. It has been promoted abroad. Domestic coastal aquaculture areas are gradually popularizing.

Mainly used in the sea, can also be used in rivers, lakes, moors, ponds, etc.

金纬机械为建设绿色海洋牧场助力！传统的近海网箱养殖以木质网箱、木质渔排和塑料泡沫为主要生产资料，在生产养殖前后都会对海域造成严重污染，而且抗风浪、抗风险能力弱，存在安全隐患。目前金纬机械提供的整套项目解决方案包括塑胶渔排踏板挤出生产线 + 海洋浮桶中空吹塑成型机 + 海洋管材生产线，是未来海洋养殖的趋势，该产品具有绿色环保，可回收，抗台风、抗老化、抗紫外线等一系列优点，保障了海洋的生态环境免遭破坏，国外已经在推广，国内沿海养殖区正在慢慢普及。

主要用于海上，也可用于江、河、湖、泊、塘等。





AQUACULTURE POLYMER MATERIALS APPLICATION 养殖业高分子材料应用



JWZ-BM30F/160F/230F Float Bowl Blow Molding Machine

JWZ-BM30F/160F/230F 网箱浮筒中空吹塑成型机

Application and Feature

应用与特点

- Suitable for producing different size drums and float bowls. • 适用于生产各种规格小型浮球和大型养殖浮筒
- Adopt high output extrusion system, accumulating die head. • 采用高产量挤出系统，储料式模头
- Optional hydraulic servo control system. • 采用伺服节能系统

Main technical parameter 主要技术参数


Model	名称	Unit	BM30F	BM160F	BM230F
Die head structure	机头结构		储料式 Accumulating type		
Main screw diameter	主螺杆直径	mm	80/25	120/30	120/32
Max plasticizing capacity (PE)	最大塑化能力	kg/h	110	280	350
Driving motor	绞料电机功率	Kw	37	90	132
Accumulating volume	储料缸容量	L	5.2	28	32
Oil pump motor power	油泵电机功率	Kw	22	30	37
Clamping force	锁模力	KN	280	800	900
Space between platen	模板开距	mm	350-800	500-1400	800-1800
Platen size W*H	模板尺寸	mm	740*740	1120*1200	1320*1600
Max.mould size	最大模具尺寸	mm	550*800	900*1450	1200*1800
Heating power of die head	机头加热功率	Kw	15	30	36
Machine dimension L*W*H	机器外形尺寸	m	4.3*2.2*3.5	7.6*4.4*5.5	8.6*4.6*6
Machine weight	机器总重量	T	12	20	36
Total power	装机总功率	Kw	95	172	230

Note: The specifications are subject to change without prior notice. 备注：以上规格参数如有变更，恕不另行通知。





AQUACULTURE POLYMER MATERIALS APPLICATION 养殖业高分子材料应用



JWELL

HDPE Marine Pipe Extrusion Line

HDPE 海洋管材生产线

Performance & Advantages

性能和优点

This production line adopts the most advanced technology of Europe, It is a new research achievement of energy-saving production line, which is suitable for high speed extrusion of HDPE and other polyolefin pipe. Compared with common production line, the energy-saving effect reaches 35%, and the product efficiency increases more than 1 times, thus it is not only saving the cost of site and manpower, but also improving.

该生产线是我公司采用欧洲先进技术，新研制开发的节能高速生产线，适用于 HDPE 等聚烯烃类管材的高速挤出。与普通生产线相比，其节能效果达到 35% 左右，其生产效率增加了 1 倍多，不但可以节省了场地及人力成本，还提高了效率。该生产线外形美观，自动化程度高，生产稳定可靠。

Main technical parameter 主要技术参数

Type 生产线型号	Pipe spec (mm) 生产管材规格	Extruder 挤出机	Max.output (kg/h) 最大挤出量	Total power (kw) 总装机功率
JWGXPE-63	Φ20-Φ63 (双 double)	JWSGX60/38	420	150
JWGXPE-250	Φ50-Φ250	JWSGX75/38	650	230
JWGXPE-400	Φ110-Φ400	JWSGX90/38	960	380
JWGXPE-630	Φ315-Φ630	JWSGX90/38	1050	410

Note: The specifications are subject to change without prior notice. 备注：以上规格参数如有变更，恕不另行通知。



The interconnected in the industrial 4.0-CPS (cyber physical systems) is not a simple alternative to the Internet, the Internet of things, and the sensing network. It is a deep integration of the information and the physical.

The future extrusion equipment is no longer an isolated automation and information island. The future extruder factory will form a flexible and intelligent product manufacturing network through the cloud platform and the whole supply and demand system. In the industrial 4.0 background, the development trend of intelligent extrusion, customized production of multi variety and small batch fast cycle; High integration of various production techniques and processes; autonomous production process under less people or unmanned state; information management from the whole process of raw material to finished product...

工业 4.0 时代的互联—CPS（信息物理系统 cyber physical systems），不是简单的对互联网、物联网、传感网的替代，它是信息世界和物理世界的深度融合。

未来挤出装备不再是一个孤立的自动化、信息化孤岛，未来的挤出机工厂会通过云平台与整个供需体系形成灵活智能的产品制造网络。工业 4.0 背景下的智能注塑发展趋势，多品种小批量快周期的定制化生产；多种生产技术和工艺的高度集成化；少人或无人状态下的自主生产过程；从原料到成品整个过程的信息化管理



Real-time operating status
实时工况



Working status statistics
作业情况统计

挤出机械物联网 + 智能制造解决方案

Based on the MES system platform, the information communication platform of workshop production management is realized and move toward the intelligent direction

基于 MES 系统平台，实现车间生产管理的信息沟通平台，并向智能化方向发展。

- ① R&d and production integration 研发生产融合
- ② Virtual manufacture 虚拟制造
- ③ Intelligent equipment & thing connection 智能装备 & 物联

Work out the development and production of products, realize deep integration of development and production information, technology, standards and index
打通产品研发与生产的通路，实现研发与生产的信息、工艺、标准、指标值的深度融合

Make full use of the virtual production and verification platform to fully verify the workshop production, logistics, quality, equipment management and other resources
充分利用虚拟生产与验证平台，对车间生产、物流、质量、设备管理等资源充分验证

Implement intelligent equipment, realize multi-interface and multi-protocol equipment thing connection, obtain the real time information and parameters of the equipment, predict faults and improve continuity
推行智能化装备，实现多接口、多协议的设备物联，实时获取设备工况信息与参数，预测故障，提升连续性

- ④ Planning schedule 计划排程

According to sales forecast and order demands, balance workshop production capacity, arrange production properly, reduce bottleneck problems and improve overall production efficiency
料根据销售预测与订单诉求，平衡车间产能，合理安排生产，减少瓶颈问题，提高整体生产效率



- ⑤ Intelligent logistics 智能物流

According to sales forecast and order demands, balance workshop production capacity, arrange production properly, reduce bottleneck problems and improve overall production efficiency
物流软硬件综合应用的智能物流提醒，减少物流瓶颈，提高物流配送精准率，减少停工待料

- ⑦ Quality control 质量管控

Based on instrumentation, obtain quality data, accurately predict quality trends, control quality defects effectively, and improve product quality class.
基于仪器物联，获取质量数据，精准预测质量趋势，有效控制质量缺陷，提升产品质量水平

- ⑧ Manufacturing process 制造过程

Make use of technical means to realize the transparency of manufacturing process, and quick respond to all kinds of abnormal in the manufacturing process to ensure the orderly execution of production.
利用技术手段，实现制造过程透明化，敏捷响应制造中的各类异常，保证生产有序执行

- ⑨ EHS compliance EHS 合规


According to the industry standard, build EHS workshop environment parameter monitoring, and provide the suitable base environment for product manufacturing
按照行业标准，构建 EHS 车间环境参数监测，为产品制造提供适宜的基础环境

- ⑩ Synergy and decision making 协同与决策

Solve information asymmetry, reduce communication cost, support collaborative manufacturing, make decision based on data, make the decision process intuitive and reasonable
解决信息不对称，减少沟通成本，支撑协同制造，基于数据的生产决策，决策过程直观、合理

Quality Control Technology Research Customer Service
International Communication Staff Training

企业风采：品质管理 技术研发 客户服务 国际交流 员工培训



24 Hours Service
24小时服务

Customer Service Hotline
客服热线

Training
培训

Turn-Key Project
交钥匙工程